








Transponders

	Pos.	Bib	Name	Transponder	Laps	Elapsed Tim	Gap	City	State	Category
	1	467	Beth Catherwood	CK-79763	19	40:48.945		CHEVY CHASE	MD	Women 3-4
	2	430	Loren Morgan	PW-94045	19	40:53.926	0:00:04.981	Gainesville	GA	Women 3-4
	3	449	Michelle Wood	KL-54027	17	40:49.055	0:00:00.110	WINSTON SALEM	NC	Women 3-4
	4	429	Isabella Nguy	KX-24503	17	40:53.211	0:00:04.266	SUWANEE	GA	Women 3-4
	5	468	Kate Holbrook	LL-76469	17	40:55.636	0:00:06.691	BALDWIN	GA	Women 3-4
	6	427	Kimberly Fuller	FK-34736	17	43:45.253	0:02:56.308	DUNWOODY	GA	Women 3-4
	7	215	Elizabeth LIZA KA	CK-56478	14	41:45.580	0:00:56.635	Suwanee	GA	Women 3-4