










Transponders

	Pos.	Bib	Name	Transponde	Laps	Elapsed Time	Gap	City	State	Category
	1	104	Megan Heath	GL-03380	8	58:01.435		ALPHARETTA	GA	Women 1-3
	2	100	Loren Morgan	NS-24388	8	58:33.605	0:00:32.170	GAINESVILLE	GA	Women 1-3
	3	103	Rachel McKinnon	PS-18874	8	1h 01:39.1	0:03:37.712	CHARLESTON	SC	Women 1-3
	4	109	Julie Mckenzie	TG-55875	8	1h 01:39.3	0:03:37.912	CLERMONT	FL	Women 1-3
	5	126	Zoe Frazier	NT-02221	8	1h 01:40.0	0:03:38.564	SUWANEE	GA	Women 1-3
	6	124	Christine Grant	KF-89232	8	1h 01:40.2	0:03:38.794	GAINESVILLE	GA	Women 1-3
	7	318	Ava Sykes	GK-49484	7	58:45.089	0:00:43.654	SEMINOLE	FL	Women 1-3
	8	322	Melody McLeod	NH-43772	7	58:45.153	0:00:43.718	BROOKSVILLE	FL	Women 1-3
	9	118	Cheryl Osborne	GF-24521	7	1h 04:33.9	0:06:32.469	SILVER SPRING	MD	Women 1-3