










Transponders

	Pos.	Bib	Name	Transponde	Laps	Elapsed Time	Gap	City	State	Category
	1	103	Rachel McKinnon	PS-18874	12	1h 00:39.13		CHARLESTON	SC	Women 1-3
	2	128	Megan Heath	GL-03380	12	1h 00:39.61	0:00:00.476	ALPHARETTA	GA	Women 1-3
	3	110	Diana Ramos	LR-68669	12	1h 00:40.50	0:00:01.367	WOODSTOCK	GA	Women 1-3
	4	109	Julie Mckenzie	TG-55875	12	1h 00:40.58	0:00:01.452	CLERMONT	FL	Women 1-3
	5	318	Ava Sykes	GK-49484	12	1h 00:40.99	0:00:01.858	SEMINOLE	FL	Women 1-3
	6	322	Melody McLeod	NH-43772	12	1h 00:41.26	0:00:02.127	BROOKSVILLE	FL	Women 1-3
	7	126	Zoe Frazier	PP-00759	12	1h 00:41.32	0:00:02.192	SUWANEE	GA	Women 1-3
	8	100	Loren Morgan	NS-24388	12	1h 00:41.60	0:00:02.465	GAINESVILLE	GA	Women 1-3
	9	108	Antje Thamm	KN-08192	12	1h 00:45.32	0:00:06.184	GAINESVILLE	FL	Women 1-3
	10	118	Cheryl Osborne	GF-24521	6	30:36.664	0:30:02.472	SILVER SPRING	MD	Women 1-3