









Transponders

	Pos.	Bib	Name	ansponc	Laps	lapsed Tim	Gap	Differenc	City	State	Category
	1	428	Allie Norman	KX-407	1	20:52.38			JACKSONVI	FL	Women 3-4
	2	431	Betty-Jean Jord	FF-805	1	21:08.77	0:00:16.395	0:00:16	MONTICELL	GA	Women 3-4
	3	430	Loren Morgan	PW-94	1	21:56.04	0:01:03.660	0:00:47	Gainesville	GA	Women 3-4
	4	432	Christi Sparkm	PV-507	1	22:38.53	0:01:46.156	0:00:42	TALLAHASS	FL	Women 3-4
	5	427	Kimberly Fuller	FK-347	1	22:40.99	0:01:48.608	0:00:02	DUNWOOD	GA	Women 3-4
	6	467	Beth Catherwo	CK-797	1	23:01.07	0:02:08.694	0:00:20	CHEVY CHA	MD	Women 3-4
	7	469	Anja Conlon	FX-305	1	23:01.53	0:02:09.153	0:00:00	LAWRENCE	GA	Women 3-4
	8	429	Isabella Nguy	KX-245	1	27:54.66	0:07:02.284	0:04:53	SUWANEE	GA	Women 3-4