




### Transponders

	Pos.	Bib	Name	Transponder	Laps	Elapsed Time	Difference	City	State	Category
	1	467	Beth Catherwood	CK-7976	3	1h 43:09.7		CHEVY CHASE	MD	Women 3-4
	2	428	Allie Norman	KX-40705	3	1h 46:14.9	0:03:05.2	JACKSONVILLE	FL	Women 3-4
	3	468	Kate Holbrook	LL-76469	3	1h 46:21.4	0:00:06.4	BALDWIN	GA	Women 3-4
	4	432	Christi Sparkma	PV-50717	3	1h 47:56.5	0:01:35.0	TALLAHASSEE	FL	Women 3-4
	5	429	Isabella Nguy	KX-24503	3	1h 48:56.5	0:01:00.0	SUWANEE	GA	Women 3-4
	6	427	Kimberly Fuller	FK-34736	3	1h 48:58.5	0:00:02.0	DUNWOODY	GA	Women 3-4
	7	430	Loren Morgan	PW-9404	3	1h 49:51.2	0:00:52.7	Gainesville	GA	Women 3-4
	8	449	Michelle Wood	KL-54027	3	1h 55:55.7	0:06:04.4	WINSTON SALEM	NC	Women 3-4
	9	318	Emma Cavendis	LF-79524	3	1h 56:00.1	0:00:04.4	JUPITER	FL	Women 3-4
	DNF	317	Gabriella Dixon	RS-45525	1	45:33.299	2 Lap(s)	RIVERVIEW	FL	Women 3-4
	DNF	472	Kathy Russell	HN-2871	1	45:33.597	0:00:00.2	FT. LAUDERDALE	FL	Women 3-4